

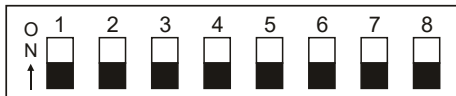
指撥開關

工作電源 : DC 24V±10%

1~6 Pin 設定位址 : 01~64

指撥開關 :

7 Pin 設定 Frame : OFF→N.8.1



ON→N.8.2

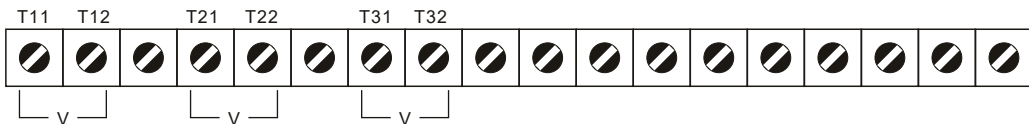
8 Pin 設定鮑率 : OFF→9600

ON→19200

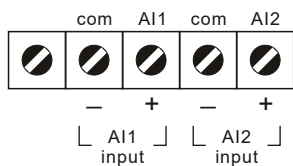
A/D : 12 bit

配線圖

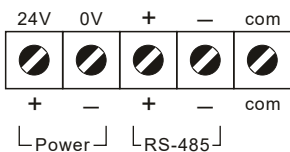
●CN1:



●CN2:



●CN3:



數位通訊協定位址表

Modbus Protocol Register Address :

Address	Code	Word	Function	Range
0000H	03H	1	Channel 1 Data Number	0000H ~ 0FFFH
0001H	03H	1	Channel 2 Data Number	0000H ~ 0FFFH
0002H	03H	1	Channel 3 Data Number	0000H ~ 0FFFH
0003H	03H	1	Channel 4 Data Number	0000H ~ 0FFFH
0004H	03H	1	Channel 5 Data Number	0000H ~ 0FFFH
0005H	03H	1	Channel 6 Data Number	0000H ~ 0FFFH
0006H	03H	1	Channel 7 Data Number	0000H ~ 0FFFH
0007H	03H	1	Channel 8 Data Number	0000H ~ 0FFFH

1~6 channel : AC 0~5A

7~8 channel : DC 4~20mA